

QUAD

Circular Polarized Quadrifilar Antenna – (FCC)



Mod. WANT021XASMA



Mod. WANT021XMMCX



Mod. WANT021XAUFL

General Info

The quadrifilar antenna is designed for UHF RFID portable applications and provides good performances in a compact size. Thanks to the circular polarization, the tag read range is independent from the relative tag – antenna orientation.

Two versions operating in different bands (ETSI and FCC) are available.

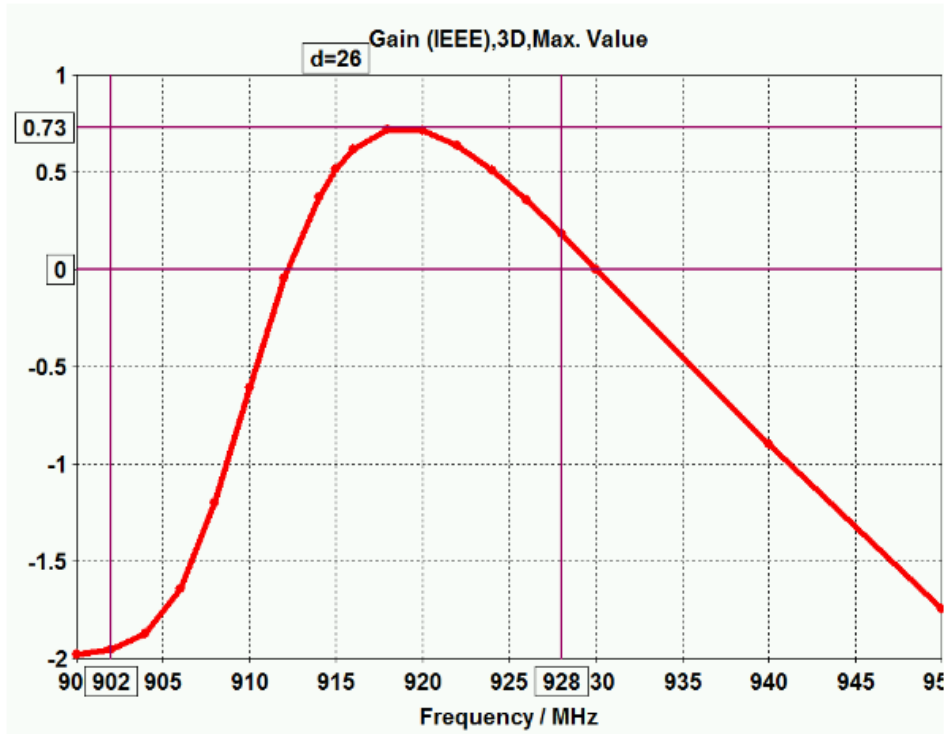
Technical Specifications Table

Frequency Band	902 ÷ 928 MHz (FCC part 15.247)
Polarization	Circular (RHCP)
Gain	0.7dBi typ.
Axial Ratio	1dB typ.
Dimensions	(W) 60 x (L) 60 x (H) 9 mm ³ (2.36 x 2.36 x 0.35 in ³)
Impedance	50Ω
VSWR	< 1.5:1
RF Cable	- Diameter: 2.6 mm; Length: 50 cm (Mod. WANT021XASMA) - Diameter: 1.8 mm; Length: 40 cm (Mod. WANT021XMMCX) - Diameter: 1.4 mm; Length: 20 cm (Mod. WANT021XAUFL)
RF Connector	- SMA Plug Male, Straight (Mod. WANT021XASMA) - MMCX Plug Male, Straight (Mod. WANT021XMMCX) - U.FL Plug Female Socket, Right Angle (Mod. WANT021XAUFL)

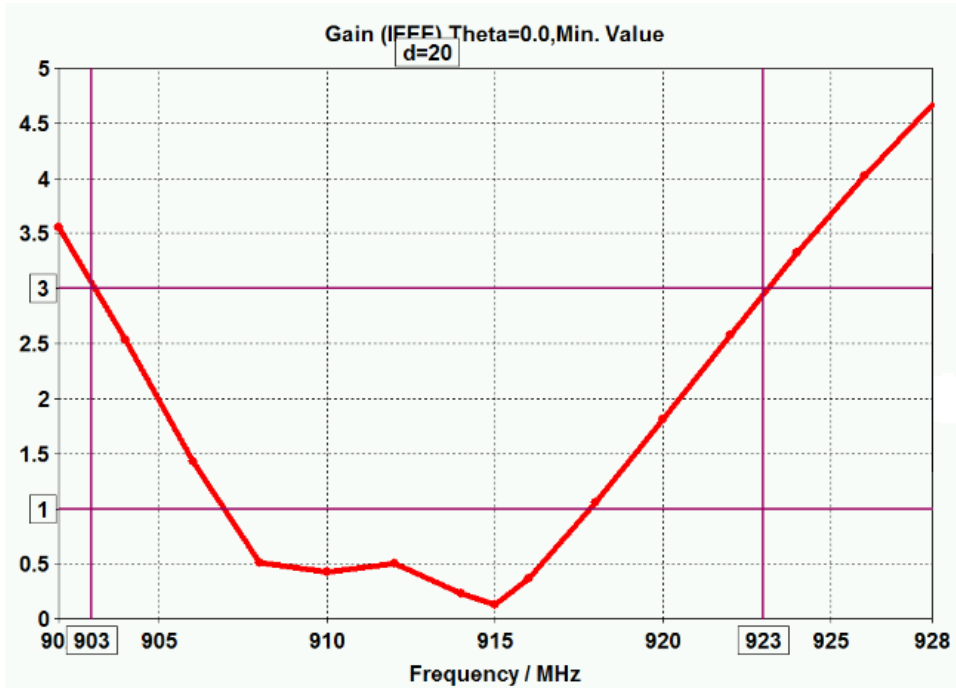
Ordering Options

Code	Description
WANT021XASMA	ANT021/SMA - Quad - Circular polarized quadrifilar antenna (FCC) - SMA
WANT021XMMCX	ANT021/MMCX - Quad - Circular polarized quadrifilar antenna (FCC) - MMCX
WANT021XAUFL	ANT021/UFL - Quad - Circular polarized quadrifilar antenna (FCC) - U.FL

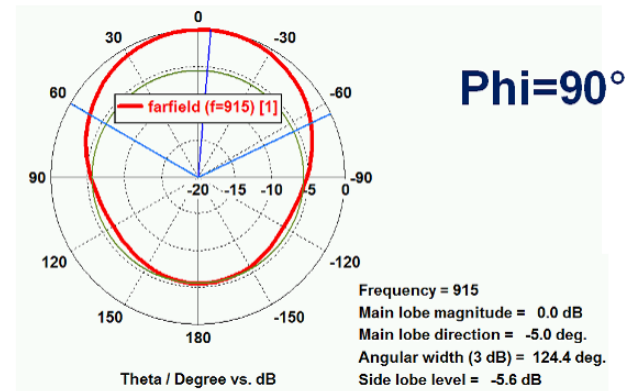
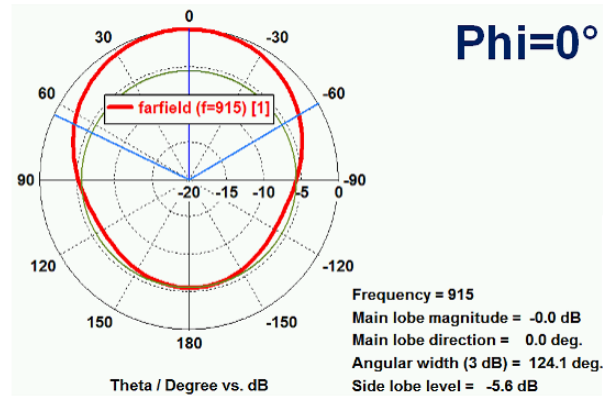
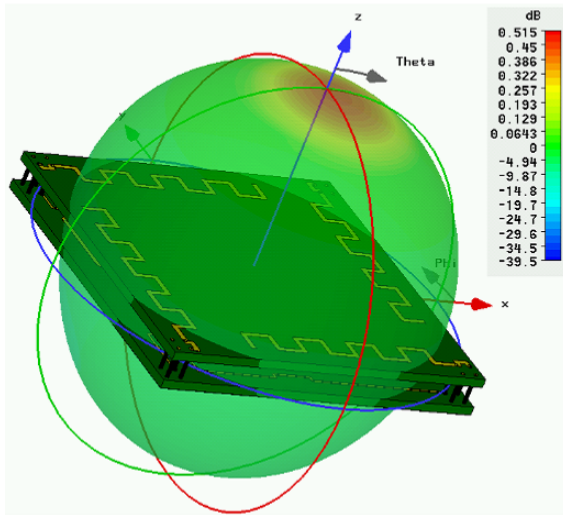
Antenna Gain



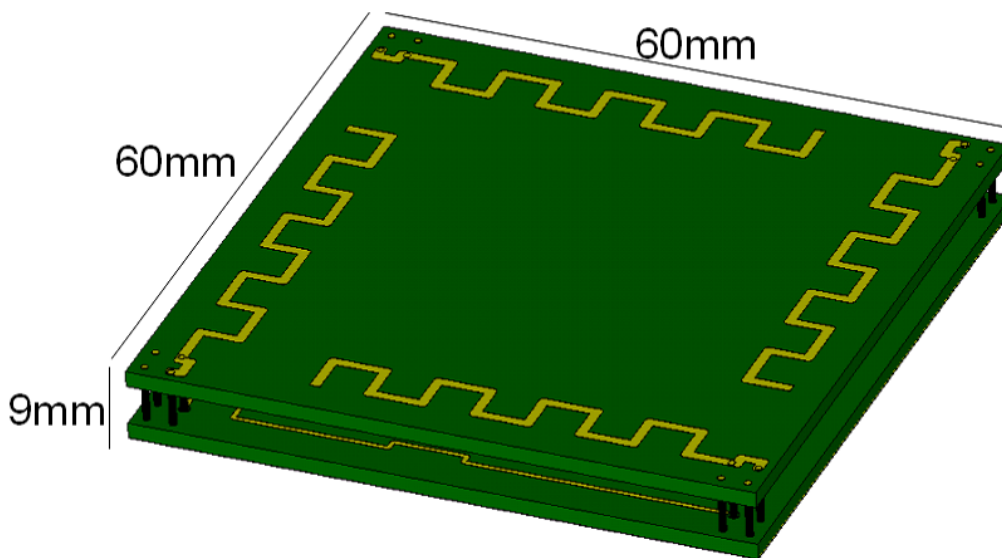
Axial Ratio



Radiation Patterns



Mechanical Dimensions



For more information, visit our web site:
www.caenrfid.com

Copyright © CAENRFID srl. All rights reserved. Information in this publication supersedes all earlier versions. Specifications subject to change without notice.

CAENRFID S.r.L. - Via Vetraia, 11 - 55049 Viareggio - Italy
 Tel. +39.0584.388.398 - Fax +39.0584.388.959 - info@caenrfid.com - www.caenrfid.com

RFID4u
 Store

Authorized Reseller:
 RFID4UStore
www.rfid4ustore.com
 1-408-739-3500
sales@rfid4ustore.com